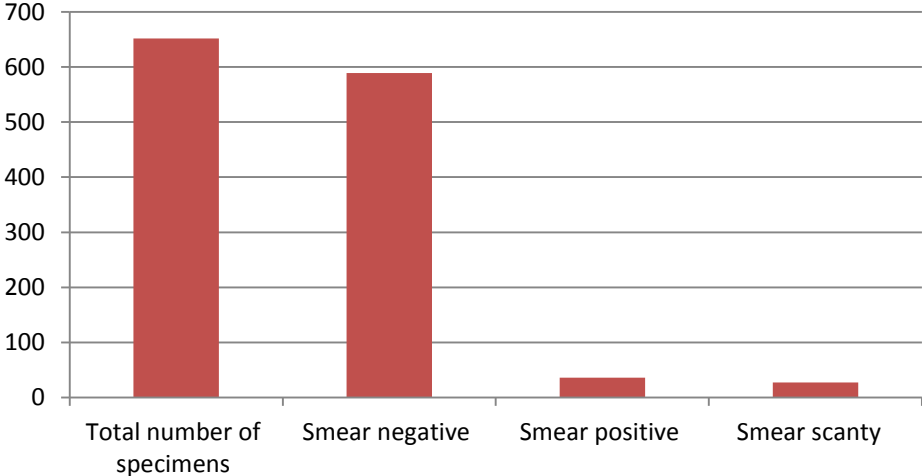


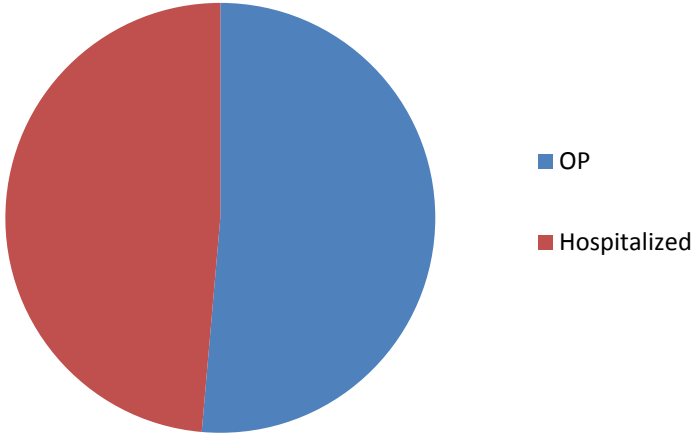
2015/01/01-2014/12/27

Total number of specimens	652
Smear negative	589(90%)
Smear positive	36(5.5%)
Smear scanty	27(4.1%)

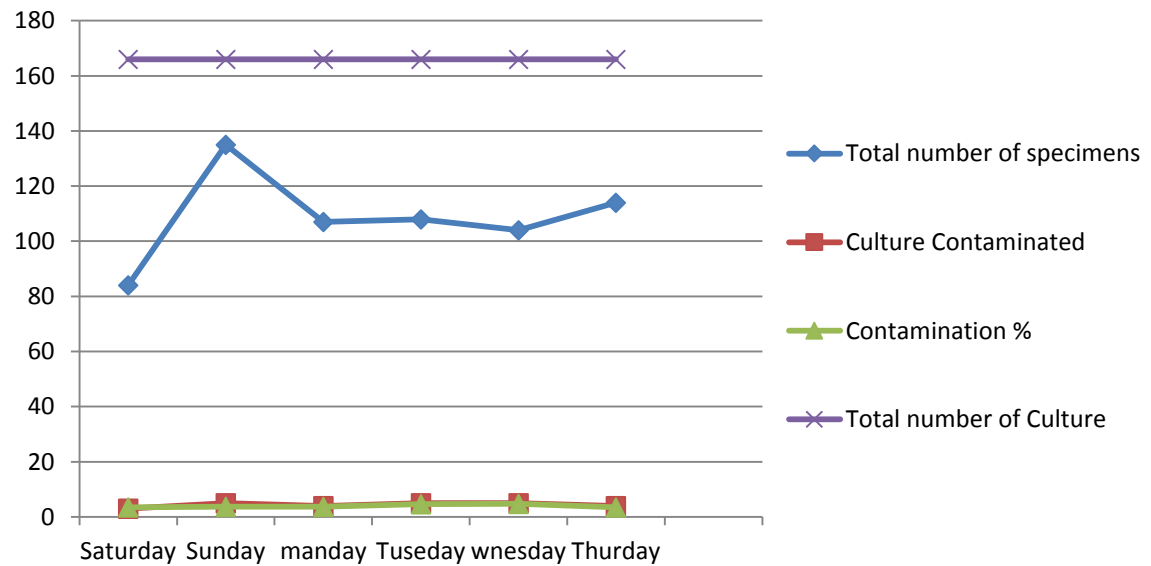


Total number of specimens

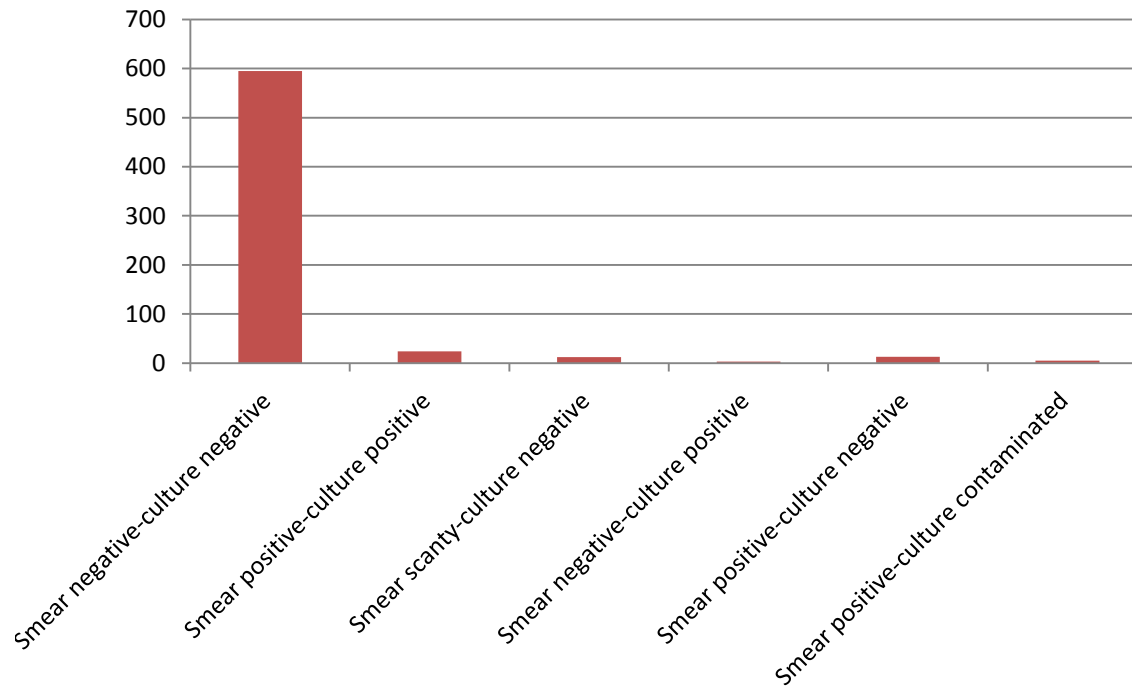
Total number of specimens	652
OP	(51%)335
Hospitalized	(48%)317



	Saturday	Sunday	Monday	Tuesday	Wednesday	Thursday
Total number of specimens	84	135	107	108	104	114
Culture contaminated	3	5	4	5	5	4
Contamination (%)	3.5	3.7	3.7	4.6	4.8	3.5
Total number of culture	125	198	148	159	155	166



Total	652
Smear negative-culture negative	595(91%)
Smear positive-culture positive	24(3.6%)
Smear scanty-culture negative	12(1.8%)
Smear negative-culture positive	3(0.4%)
Smear positive-culture negative	13(1.9%)
Smear positive-culture contaminated	5(0.7%)



Form Quality control of decontamination solation
2015/01/01-2014/12/27

Name of reagents	Date	PH	Volume week	Result
NAOH4% Normal Acid Sample Test NAOH4% Normal Acid Sample Test	2014..12.27 2014..12. 28 2014..12.29 2014..12.30 2014..1.31 2015.01.01	 14 1 14 1	 10Lit 0.5Lit 10Lit 0.5Lit	 OK OK Normal OK OK Normal

Smear positive =13 Smear negative =202 Smear scanty =11	Specimens From Tehran province(226)	Specimens from OP patients (335)
Smear positive=6 Smear negative =98 Smear scant =5	Specimens from other provinces (109)	
Smear positive =17 Smear negative= 289 Smear negative =11		Specimens from Hospitalized patients (317)