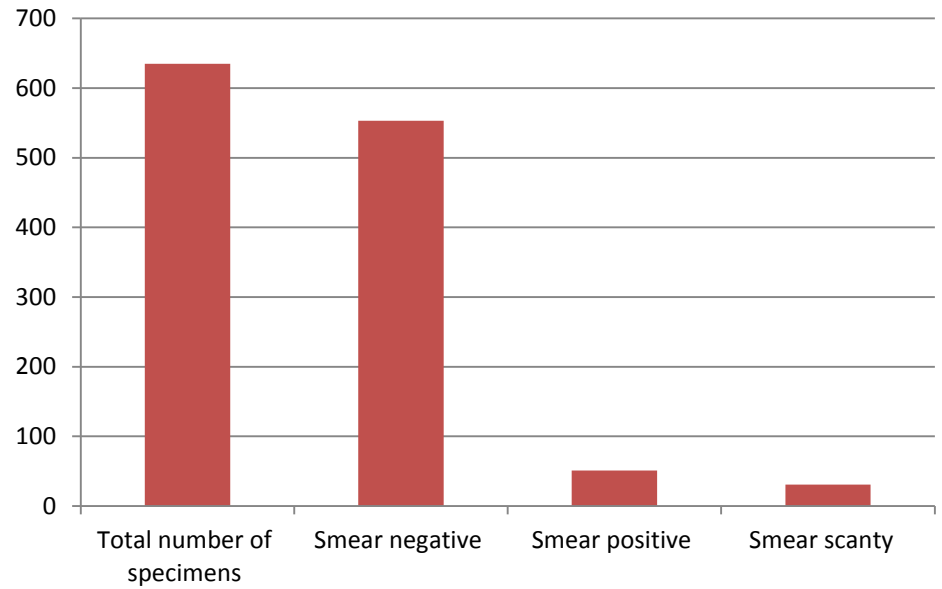


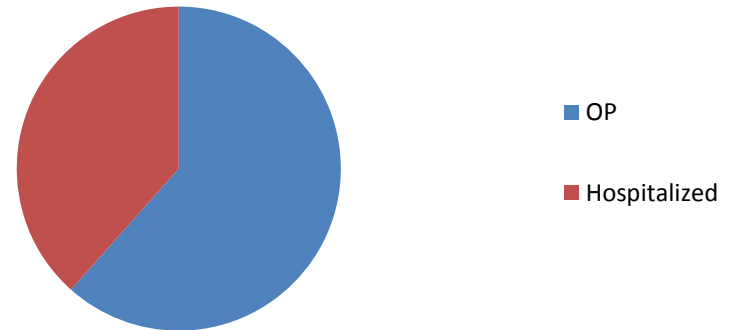
2015/01/08-2015/01/03

Total number of specimens	635
Smear negative	553(87%)
Smear positive	51(8%)
Smear scanty	31(4.8%)

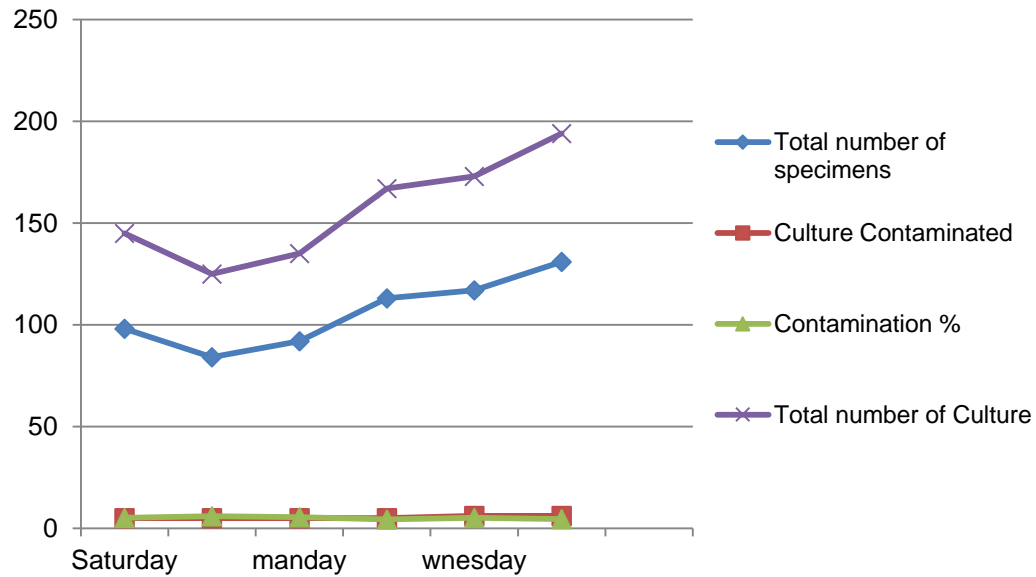


Total number of specimens

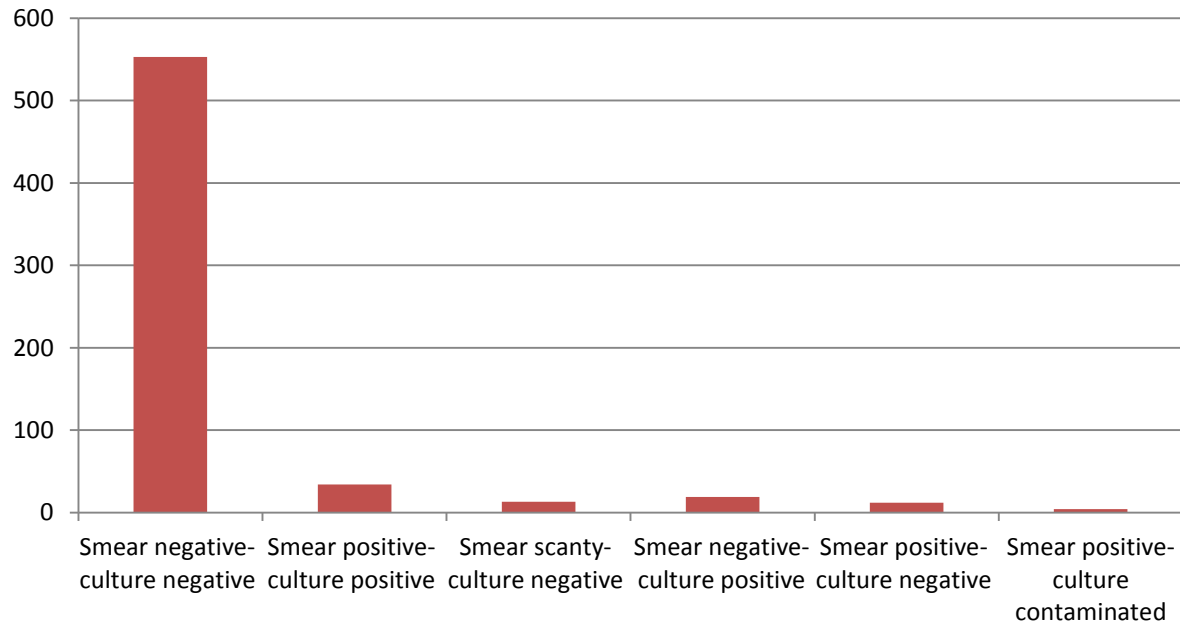
Total number of specimens	635
OP	391(61.5%)
Hospitalized	244(38.4%)



	Saturday	Sunday	Monday	Tuesday	Wednesday	Thursday
Total number of specimens	98	84	92	113	117	131
Culture contaminated	5	5	5	5	6	6
Contamination (%)	5.1%	5.9%	5.4%	4.4%	5.1%	4.5%
Total number of culture	145	125	135	167	173	194



Total	635
Smear negative-culture negative	553(87%)
Smear positive-culture positive	34(5.3%)
Smear scanty-culture negative	13(2%)
Smear negative-culture positive	19(2.9%)
Smear positive-culture negative	12(1.8%)
Smear positive-culture contaminated	4(0.6%)



**Form Quality control of decontamination solution
2015.01.03 – 2015.01.08**

Name of reagents	Date	PH	Volume week	Result
NAOH4% Normal Acid Sample Test NAOH4% Normal Acid Sample Test	2015.01.03 2015.01.04 2015.01.05 2015.01.06 2015.01.07 2015.01.08	 14 1 14 1	 10Lit 0.5Lit 10Lit 0.5Lit	 OK OK Normal OK OK Normal

Smear positive =22 Smear negative =223 Smear scanty =18	Specimens From Tehran province(263)	Specimens from OP patients (391)
Smear positive=9 Smear negative =115 Smear scant =4	Specimens from other provinces (128)	
Smear positive =20 Smear negative= 215 Smear negative =9		Specimens from Hospitalized patients (244)