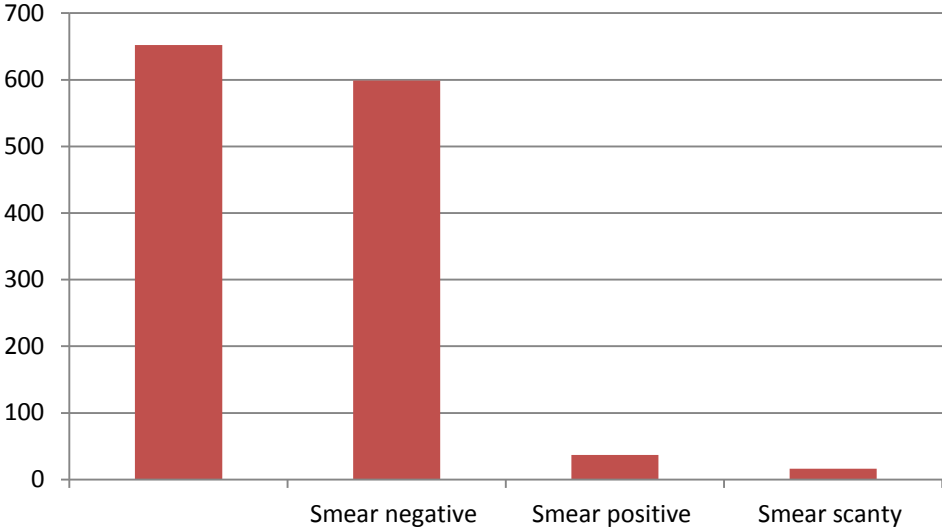


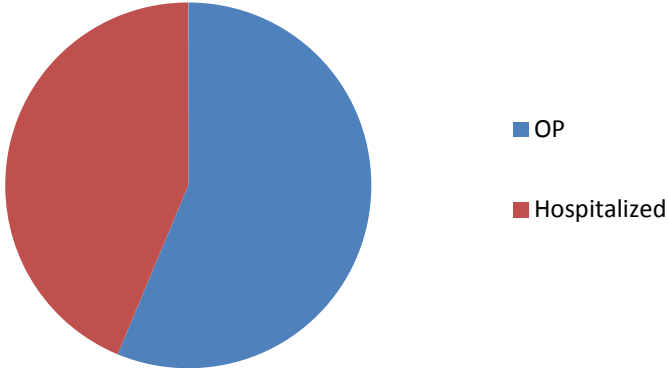
2015/01/15-2015/01/10

Total number of specimens	652
Smear negative	599(91.8%)
Smear positive	37(5.6%)
Smear scanty	16(2.4%)

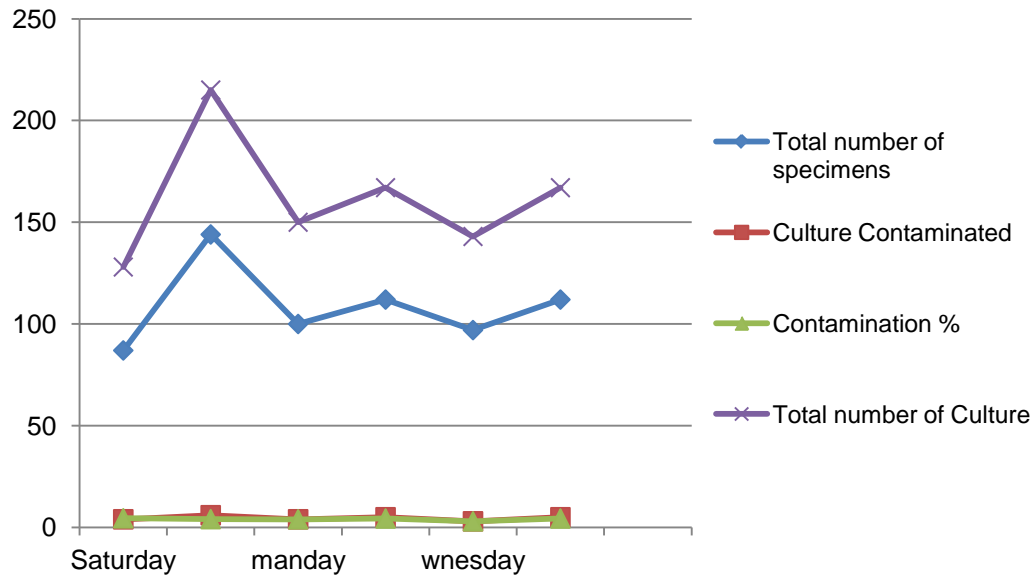


Total number of specimens

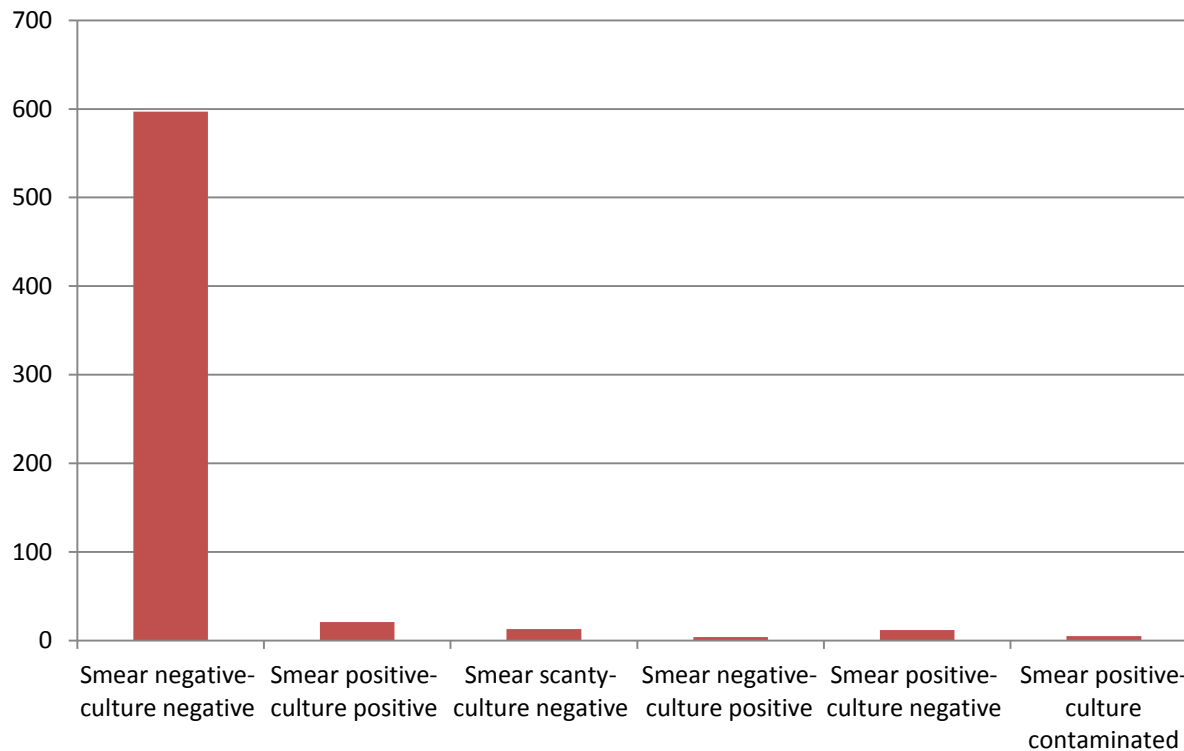
Total number of specimens	652
OP	367(56.2%)
Hospitalized	285(43.7%)



	Saturday	Sunday	Monday	Tuesday	Wednesday	Thursday
Total number of specimens	87	144	100	112	97	112
Culture contaminated	4	6	4	5	3	5
Contamination (%)	4.5%	4.1%	4%	4.4%	3%	4.4%
Total number of culture	128	215	150	167	143	167



Total	652
Smear negative-culture negative	597(91%)
Smear positive-culture positive	21(3.2%)
Smear scanty-culture negative	13(1.9%)
Smear negative-culture positive	4(0.6%)
Smear positive-culture negative	12(1.8%)
Smear positive-culture contaminated	5(0.7%)



**Form Quality control of decontamination solution
2015.01.15 – 2015.01.10**

Name of reagents	Date	PH	Volume week	Result
NAOH4%	2015.01.10			OK
Normal Acid	2015.01. 11	14	10Lit	OK
Sample Test	2015.01.12	1	0.5Lit	Normal
NAOH4%	2015.01. 13	14	10Lit	OK
Normal Acid	2015.01.14	1	0.5Lit	OK
Sample Test	2015.01.15			Normal

Smear positive =12 Smear negative =230 Smear scanty =6	Specimens From Tehran province(248)	Specimens from OP patients (367)
Smear positive=3 Smear negative =114 Smear scant =2	Specimens from other provinces (119)	
Smear positive =22 Smear negative= 255 Smear scant =8		Specimens from Hospitalized patients (285)